

SUBMITTAL/TECHNICAL DATA SHEET



STANDARD OPTIONS

MATERIAL:
16 gauge cold rolled steel frame and 20 gauge galvaneal steel door.

INSULATION:
Mineral wool

HINGE:
Continuous piano hinge.
Note: Hinge on second dimension (Height)

LOCK / LATCH:
Self latching tool-key operated slam latch and/or ring operated slam latch, both included

INSIDE PANEL RELEASE:
Standard on all doors over 12" x 12"

AUTOMATIC PANEL CLOSER:
Standard on all doors

FINISH:
High quality white powder coat primer

PACKAGING:
Individually wrapped, 1 per box

OPTIONS AVAILABLE

LOCK / LATCH:

- Mortise deadbolt lock
- Hex head slam latch
- Handle operated slam latch
- Mortise preparation for cylinder (Cylinder optional)

MATERIAL:
Stainless steel #4 (brushed finish)

MASONRY ANCHOR:
Available on all sizes



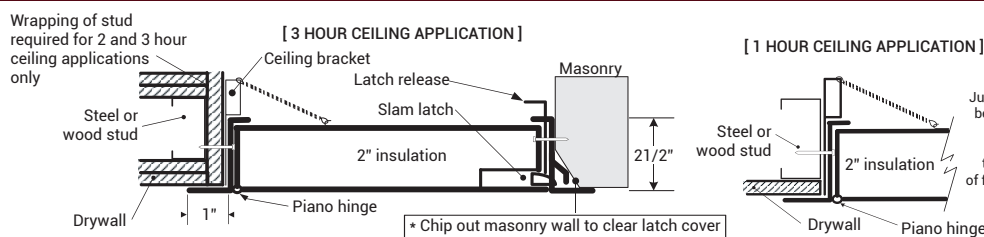
SKU: **ADC-PFI**

FIRE RATED INSULATED ACCESS DOOR

FOR ALL SURFACE TYPES

>> [CLICK TO VIEW ADDITIONAL DETAILS AND PRICING <<](#)

INSTALLATION

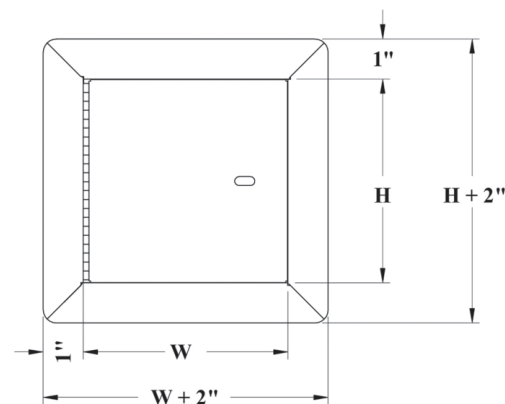


Authorities Having Jurisdiction (AHJ) should be consulted in all cases as to the particular requirements covering the installation and use of fire rated access doors.

DIMENSIONS AND APPEARANCE

STANDARD SIZES:

DOOR SIZE W X H INCHES (MM)	NUMBER OF LOCKS	WEIGHT	
		LBS	KG
8 x 8 (203 x 203)	1	7	3.2
10 x 10 (254 x 254)	1	8	3.6
12 x 12 (304 x 304)	1	10	4.5
14 x 14 (355 x 355)	1	12	5.4
16 x 16 (406 x 406)	1	14	6.4
18 x 18 (457 x 457)	1	17	7.7
22 x 22 (558 x 558)	1	20	9.1
22 x 30 (558 x 762)	1	30	13.6
22 x 36 (558 x 914)	2	34	15.5
24 x 24 (609 x 609)	1	28	12.7
24 x 36 (609 x 914)	2	36	16.4
* 24 x 48 (609 x 1219)	2	48	21.8
* 30 x 30 (762 x 762)	1	40	18.1
* 32 x 32 (812 x 812)	2	43	19.5
* 36 x 36 (914 x 914)	2	50	22.7
* 48 x 48 (1219 x 1219)	2	83	37.7



ROUGH WALL OPENING IS DOOR SIZE + 1/4" OR + 6MM
*NOT AVAILABLE FOR CEILING RATING (MAXIMUM 24"X36")

FIRE RATING INFORMATION ON PAGE 2

For a complete list of options visit www.AccessDoorsCanada.ca

Scan or Click



To view Pricing and Additional Product Info.

LEED READY: THIS PRODUCT CONTRIBUTES TO LEED® CREDITS

PROJECT DATA

Custom Sizes Available - Fast!

PROJECT NAME :	QTY	W	H	OPTIONS
ARCHITECT :				
DEALER :				
CONTRACTOR :				
LOCATION :	SPECIAL INSTRUCTIONS :			
DATE :				
TAGGING INSTRUCTIONS :	SUBMITTAL APPROVAL : (signature or stamp)			



TELEPHONE:
1-800-679-3405
FAX:
1-888-622-9920



385 WILSON STREET EAST,
SUITE 302
ANCASTER, ON, L9G 2C1
CANADA



WEBSITE:
www.AccessDoorsCanada.ca

E-MAIL:
info@AccessDoorsCanada.ca

■ FIRE RATING

FOR INSTALLATION IN VERTICAL WALL ASSEMBLIES:
 CERTIFIED TO STANDARDS: UBC 7-2 (1997), UL 10B (1997), UL 10B (2009), NFPA 252 (2003), NFPA 252 (2008), NFPA 252 (2012), CAN/ULC S104 (R1985), CAN/ULC S104 (2010).
 RATING ACHIEVED: 3 hours, neutral/negative pressure.
 MAXIMUM SIZE: 48" wide x 48" high (1219 mm x 1219 mm).
 Maximum area of 2304 in²

Tolerance on height and width limitation is ± 3" (76 mm) as long as the area does not exceed 2304 in²

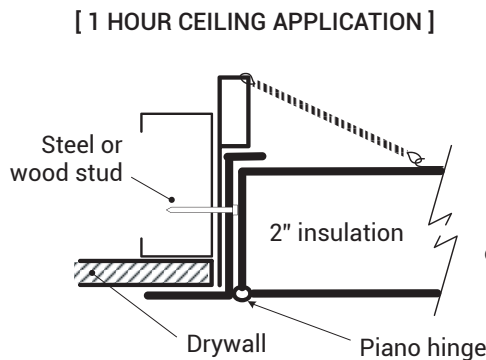
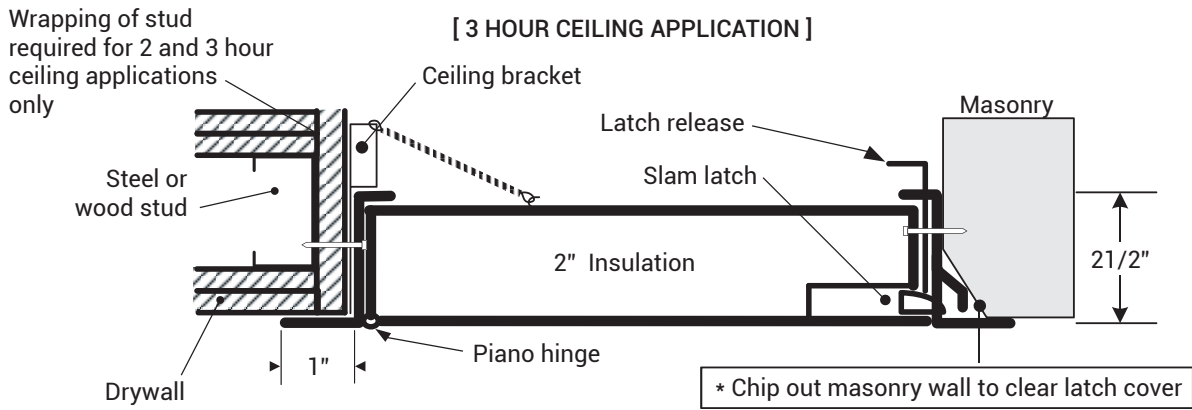
TEMPERATURE RISE: 250°F (121°C) after 30 min. 450°F (232°C) after 60 min.

FOR INSTALLATION IN HORIZONTAL CEILING ASSEMBLIES:
 CERTIFIED TO STANDARDS: ASTM E119 (2012), CAN/ULC S101 (2007).
 RATING ACHIEVED: 3 hours in non-combustible construction. 1 hour in combustible construction.
 MAXIMUM SIZE: 24" x 36" (hinges & latch on 36" long sides) (610 mm x 914 mm).

Tolerances on dimension limitations are ± 3" (76 mm) as long as the area does not exceed 864 in²

TEMPERATURE RISE: Not applicable.

■ INSTALLATION: WALLS AND CEILINGS



Authorities Having Jurisdiction (AHJ) should be consulted in all cases as to the particular requirements covering the installation and use of fire rated access doors.